

- ◆ Designed to suppress harmonics of Radio Base Stations
- ◆ Up to 650 Watt Power Rating
- ◆ Reliable Rod and Bead Design
- ◆ Minimal RF Insertion Loss
- ◆ Low PIM Design
- ◆ RoHS compliant
- ◆ N and 7-16 mm DIN connectors
- ◆ Exceptional Reliability

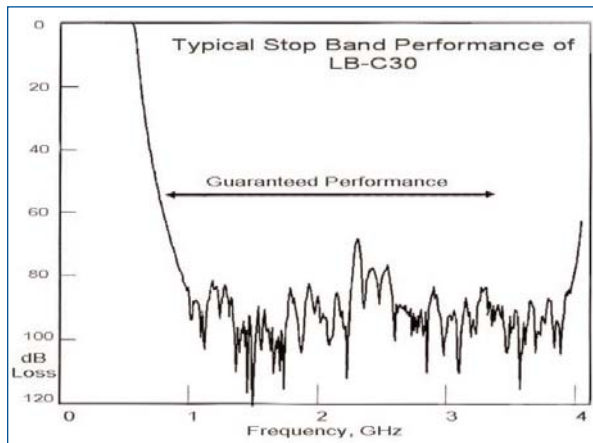


VHF Band LB-C01 &  
Tetra Band LB-C30

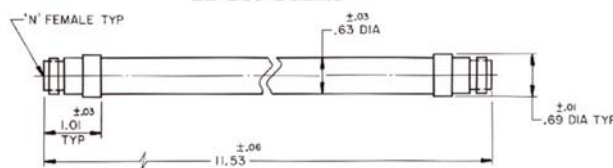
Model	Connectors	Pass Band PB (MHz)	VSWR in PB	Insertion Loss in PB	Stop Band SB (MHz)	Loss in SB	Intermod PIM	Power Rating Avg	Power Rating Peak
LB-C01	N (f-f)	132 - 174	<1.30:1	<0.25 dB	264 - 2,500	>55 dB	<-130 dBc	500W	3kW
LB-C30	N (f-f)	380 - 520	<1.30:1	<0.2 dB	806 - 3,600	>55 dB	<-150 dBc	500W	3kW

Microlab Rod and Bead Low Pass Filters are designed to suppress the harmonics of the transmitted base station signal. These harmonics are often generated in the final isolator.

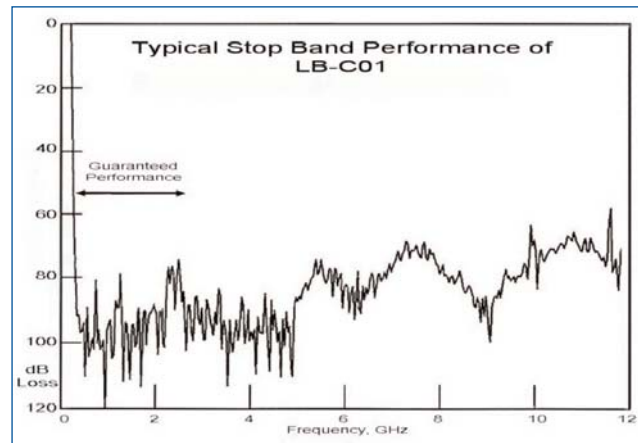
For example the LB-C30 design passes the TETRA band (380 - 520 MHz) almost without loss, while suppressing all harmonics out to beyond 3,600 MHz by at least 55 dB. When compared to other designs the single piece rod and bead filter has far fewer solder joints, is better supported, and operates cooler with a better VSWR. Housing is passivated aluminum with silver or triplate connectors. Alternate connectors, genders and mechanical configurations available to special order. (01/09)



LB-C30 Outline



Environment: Indoor applications  
Temperature: -35°C to +75°C



LB-C01 Outline

